

**Site Usage**

**485 Visits**

Previous: 466 (4.08%)

**52.99% Bounce Rate**

Previous: 50.00% (5.98%)

**1,087 Pageviews**

Previous: 1,091 (-0.37%)

**00:01:45 Avg. Time on Site**

Previous: 00:02:11 (-20.14%)

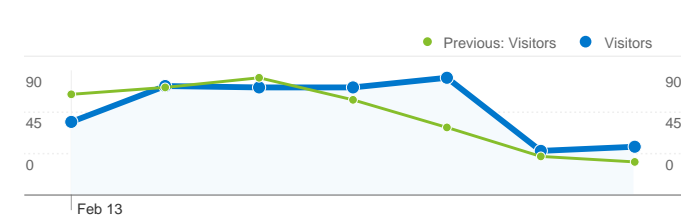
**2.24 Pages/Visit**

Previous: 2.34 (-4.27%)

**58.97% % New Visits**

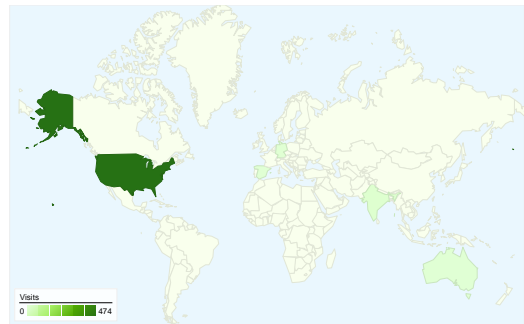
Previous: 54.72% (7.76%)

**Visitors Overview**

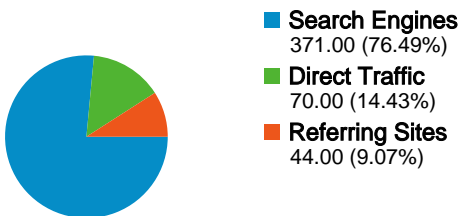


**Visitors**  
**406**

**Map Overlay**



**Traffic Sources Overview**

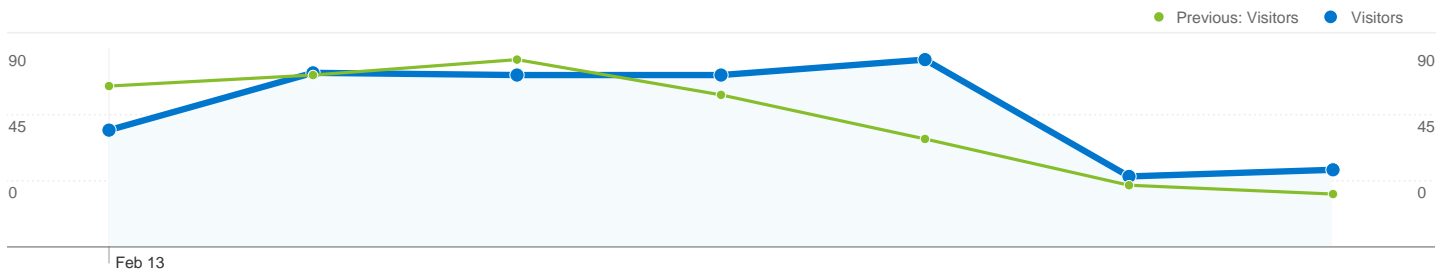


Content Overview		
Pages	Pageviews	% Pageviews
/index.html		
Feb 13, 2012 - Feb 19, 2012	233	21.44%
Feb 6, 2012 - Feb 12, 2012	275	25.21%
% Change	-15.27%	-14.96%
/offices/assessor/index.htm		
Feb 13, 2012 - Feb 19, 2012	98	9.02%
Feb 6, 2012 - Feb 12, 2012	81	7.42%
% Change	20.99%	21.43%
/realestatemain.htm		
Feb 13, 2012 - Feb 19, 2012	88	8.10%
Feb 6, 2012 - Feb 12, 2012	59	5.41%
% Change	49.15%	49.70%
/offices/treasurer/index.htm		
Feb 13, 2012 - Feb 19, 2012	59	5.43%
Feb 6, 2012 - Feb 12, 2012	83	7.61%
% Change	-28.92%	-28.65%
/offices/sheriff/index.htm		
Feb 13, 2012 - Feb 19, 2012	58	5.34%
Feb 6, 2012 - Feb 12, 2012	43	3.94%
% Change	34.88%	35.38%

# Visitors Overview

Feb 13, 2012 - Feb 19, 2012

Comparing to: Feb 6, 2012 - Feb 12, 2012



## 406 people visited this site

**485 Visits**

Previous: 466 (4.08%)

**406 Absolute Unique Visitors**

Previous: 359 (13.09%)

**1,087 Pageviews**

Previous: 1,091 (-0.37%)

**2.24 Average Pageviews**

Previous: 2.34 (-4.27%)

**00:01:45 Time on Site**

Previous: 00:02:11 (-20.14%)

**52.99% Bounce Rate**

Previous: 50.00% (5.98%)

**58.97% New Visits**

Previous: 54.72% (7.76%)

## Technical Profile

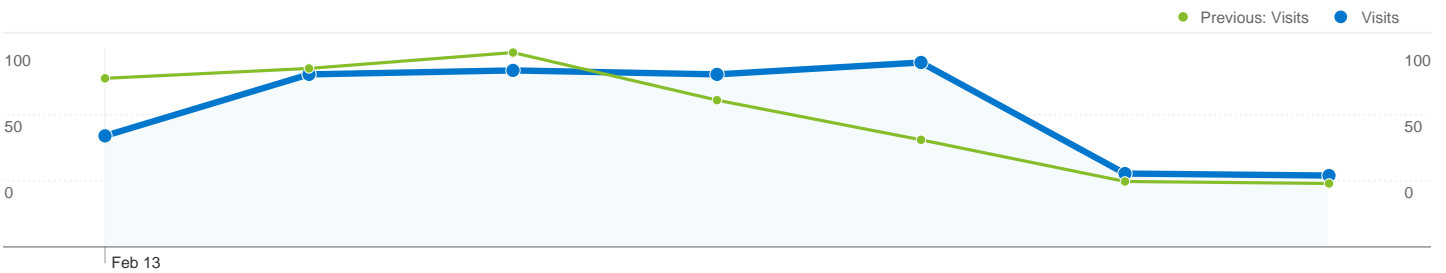
Browser	Visits	% visits
<b>Internet Explorer</b>		
Feb 13, 2012 - Feb 19, 2012	323	66.60%
Feb 6, 2012 - Feb 12, 2012	322	69.10%
% Change	0.31%	-3.62%
<b>Firefox</b>		
Feb 13, 2012 - Feb 19, 2012	51	10.52%
Feb 6, 2012 - Feb 12, 2012	64	13.73%
% Change	-20.31%	-23.43%

Chrome		
Feb 13, 2012 - Feb 19, 2012	44	9.07%
Feb 6, 2012 - Feb 12, 2012	40	8.58%
% Change	10.00%	5.69%
Safari		
Feb 13, 2012 - Feb 19, 2012	40	8.25%
Feb 6, 2012 - Feb 12, 2012	14	3.00%
% Change	185.71%	174.52%
Android Browser		
Feb 13, 2012 - Feb 19, 2012	19	3.92%
Feb 6, 2012 - Feb 12, 2012	23	4.94%
% Change	-17.39%	-20.63%

# Traffic Sources Overview

Feb 13, 2012 - Feb 19, 2012

Comparing to: Feb 6, 2012 - Feb 12, 2012



## All traffic sources sent a total of 485 visits

**14.43% Direct Traffic**

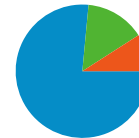
Previous: 17.38% (-16.97%)

**9.07% Referring Sites**

Previous: 10.73% (-15.45%)

**76.49% Search Engines**

Previous: 71.89% (6.41%)



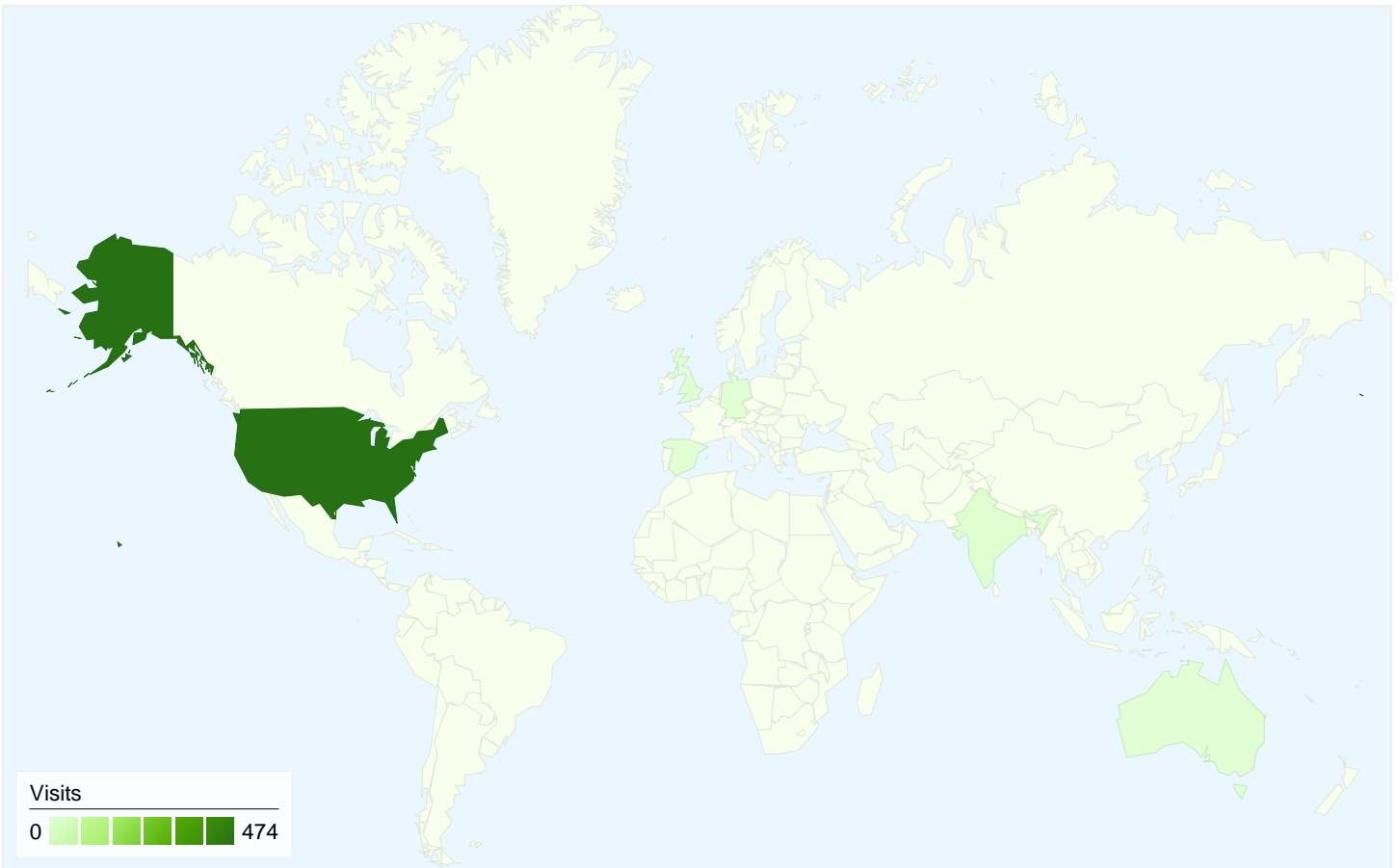
- **Search Engines**  
371.00 (76.49%)
- **Direct Traffic**  
70.00 (14.43%)
- **Referring Sites**  
44.00 (9.07%)

## Top Traffic Sources

Sources	Visits	% visits	Keywords	Visits	% visits
google (organic)			(not provided)		
Feb 13, 2012 - Feb 19, 2012	275	56.70%	Feb 13, 2012 - Feb 19, 2012	60	16.17%
Feb 6, 2012 - Feb 12, 2012	230	49.36%	Feb 6, 2012 - Feb 12, 2012	46	13.73%
% Change	19.57%	14.88%	% Change	30.43%	17.78%
bing (organic)			page county iowa		
Feb 13, 2012 - Feb 19, 2012	71	14.64%	Feb 13, 2012 - Feb 19, 2012	35	9.43%
Feb 6, 2012 - Feb 12, 2012	66	14.16%	Feb 6, 2012 - Feb 12, 2012	59	17.61%
% Change	7.58%	3.36%	% Change	-40.68%	-46.43%
(direct) ((none))			page county assessor		
Feb 13, 2012 - Feb 19, 2012	70	14.43%	Feb 13, 2012 - Feb 19, 2012	17	4.58%
Feb 6, 2012 - Feb 12, 2012	81	17.38%	Feb 6, 2012 - Feb 12, 2012	12	3.58%
% Change	-13.58%	-16.97%	% Change	41.67%	27.92%
yahoo (organic)			page county courthouse		
Feb 13, 2012 - Feb 19, 2012	20	4.12%	Feb 13, 2012 - Feb 19, 2012	13	3.50%
Feb 6, 2012 - Feb 12, 2012	29	6.22%	Feb 6, 2012 - Feb 12, 2012	3	0.90%
% Change	-31.03%	-33.74%	% Change	333.33%	291.28%
iowacounties.org (referral)			page county iowa assessor		

Feb 13, 2012 - Feb 19, 2012	10	2.06%
Feb 6, 2012 - Feb 12, 2012	9	1.93%
% Change	11.11%	6.76%

Feb 13, 2012 - Feb 19, 2012	13	3.50%
Feb 6, 2012 - Feb 12, 2012	8	2.39%
% Change	62.50%	46.73%

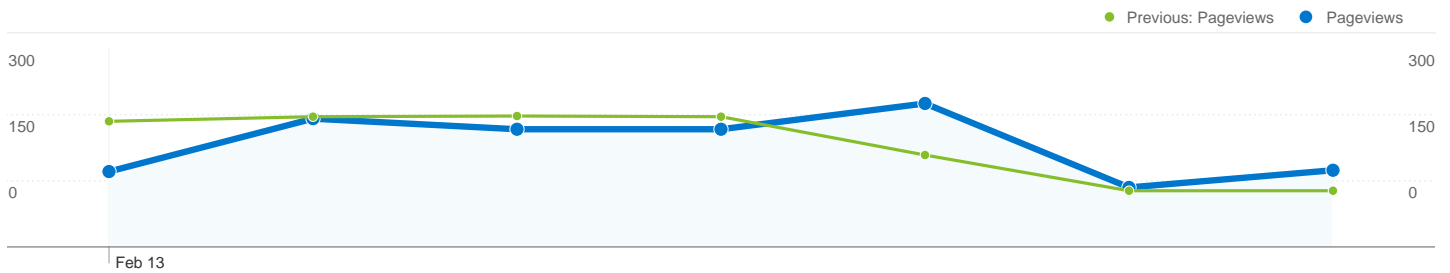


## 485 visits came from 7 countries/territories

Site Usage

Visits	Pages/Visit	Avg. Time on Site	% New Visits	Bounce Rate	
<b>485</b> Previous: 466 (4.08%)	<b>2.24</b> Previous: 2.34 (-4.27%)	<b>00:01:45</b> Previous: 00:02:11 (-20.14%)	<b>59.38%</b> Previous: 54.94% (8.09%)	<b>52.99%</b> Previous: 50.00% (5.98%)	
Country/Territory	Visits	Pages/Visit	Avg. Time on Site	% New Visits	Bounce Rate
<b>United States</b>					
February 13, 2012 - February 19, 2012	<b>474</b>	2.25	00:01:46	58.86%	53.38%
February 6, 2012 - February 12, 2012	<b>458</b>	2.36	00:02:13	55.24%	49.34%
% Change	<b>3.49%</b>	<b>-4.45%</b>	<b>-20.50%</b>	<b>6.55%</b>	<b>8.17%</b>
<b>India</b>					
February 13, 2012 - February 19, 2012	<b>7</b>	1.71	00:01:57	71.43%	28.57%
February 6, 2012 - February 12, 2012	<b>4</b>	1.00	00:00:00	0.00%	100.00%
% Change	<b>75.00%</b>	<b>71.43%</b>	<b>100.00%</b>	<b>100.00%</b>	<b>-71.43%</b>
<b>Germany</b>					
February 13, 2012 - February 19, 2012	<b>2</b>	1.50	00:00:03	100.00%	50.00%

February 6, 2012 - February 12, 2012	1	1.00	00:00:00	100.00%	100.00%
% Change	100.00%	50.00%	100.00%	0.00%	-50.00%
Spain					
February 13, 2012 - February 19, 2012	1	1.00	00:00:00	100.00%	100.00%
February 6, 2012 - February 12, 2012	0	0.00	00:00:00	0.00%	0.00%
% Change	100.00%	100.00%	0.00%	100.00%	100.00%
Australia					
February 13, 2012 - February 19, 2012	1	3.00	00:00:10	100.00%	0.00%
February 6, 2012 - February 12, 2012	0	0.00	00:00:00	0.00%	0.00%
% Change	100.00%	100.00%	100.00%	100.00%	0.00%
United Kingdom					
February 13, 2012 - February 19, 2012	0	0.00	00:00:00	0.00%	0.00%
February 6, 2012 - February 12, 2012	1	4.00	00:06:27	100.00%	0.00%
% Change	-100.00%	-100.00%	-100.00%	-100.00%	0.00%
(not set)					
February 13, 2012 - February 19, 2012	0	0.00	00:00:00	0.00%	0.00%
February 6, 2012 - February 12, 2012	2	1.00	00:00:00	50.00%	100.00%
% Change	-100.00%	-100.00%	0.00%	-100.00%	-100.00%
1 - 7 of 7					



## Pages on this site were viewed a total of 1,087 times

**1,087 Pageviews**

Previous: 1,091 (-0.37%)

**870 Unique Views**

Previous: 851 (2.23%)

**52.99% Bounce Rate**

Previous: 50.00% (5.98%)

## Top Content

Pages	Pageviews	% Pageviews
<b>/index.html</b>		
Feb 13, 2012 - Feb 19, 2012	233	21.44%
Feb 6, 2012 - Feb 12, 2012	275	25.21%
% Change	-15.27%	-14.96%
<b>/offices/assessor/index.htm</b>		
Feb 13, 2012 - Feb 19, 2012	98	9.02%
Feb 6, 2012 - Feb 12, 2012	81	7.42%
% Change	20.99%	21.43%
<b>/realestatemain.htm</b>		
Feb 13, 2012 - Feb 19, 2012	88	8.10%
Feb 6, 2012 - Feb 12, 2012	59	5.41%
% Change	49.15%	49.70%
<b>/offices/treasurer/index.htm</b>		
Feb 13, 2012 - Feb 19, 2012	59	5.43%
Feb 6, 2012 - Feb 12, 2012	83	7.61%
% Change	-28.92%	-28.65%
<b>/offices/sheriff/index.htm</b>		

Feb 13, 2012 - Feb 19, 2012	58	5.34%
Feb 6, 2012 - Feb 12, 2012	43	3.94%
% Change	34.88%	35.38%